

# STARS-LINK

Luxury

Textile

Manufacturer

for

Hotel & Home




Stars - Link is flexible hospitality textile Manufacturer in China.

Our factories focus on hospitality textile since 2003 year, they produce widest range of bed linen out of the premium Egyptian cotton start from 144T up to 1000T Plain, Stripe, Jacquard, with/or any required special designs.

For years we provide state-to-the-art services and products to all our strong and global business networks in USA, Italy, United Kingdom, Germany, Morocco, France, Singapore, U.A.E. KSA...

we have powerful capacity of production: 1,000,000 set for towels, 100,000 pcs for robe, 2,000,000 set for bed linen, and Duvets others.



## Long-standing Factory



Our long-term partnership with high-quality global suppliers helps us consistently maintain high-quality raw materials. Persisting in the pursuit of zero quality defects and ensuring stable product output



The skilled and conscientious master ensures a high standard of hotel linen product quality, which is stable, efficient, and sustainable.



The equipment meets the constantly changing and upgrading production needs, and the production details are accurately controlled by automation equipment to ensure the stability of product quality



All products we produce strictly follow the production process and undergo strict manual inspection to ensure that every product provided to customers is qualified



**Bed Textile**

## Duvet Covers

We make a different duvet cover confections, the most usuals are:

**Basic duvet cover:** Complete cover, with an inner 40 cm flap and lateral openings at the top (hand openings)

**Sack-type duvet cover with narrowed opening:** Complete cover with no flap (sack type) and lateral openings at the top (hand openings)

**Reverse duvet cover:** Complete cover with an outer 40 cm flap (to fold over as if it were a top sheet) and lateral openings at the top (hand openings)

**Square duvet cover:** Complete cover with an inner 40 cm flap, Oxford-style border and lateral openings at the top (hand openings)

**Duvet cover with top-sheet effect:** Complete cover with an inner 40 cm flap, lateral openings at the top (hand openings) and a broad 5 cm hem



## RECOMMENDED SIZES

BED SIZE	DUVET SIZE	DUVET COVER SIZE
80-90x190cm	150x200cm	160x220
80-90x200cm	150x220cm	160x240
100-105x190cm	180x200cm	190x220
100-105x200 (39"- 41" Twin)	180x220cm (71"x87" Twin)	190x240 (75"x95" Twin)
110x190cm	190x200cm	200x220
110x200cm	190x220cm	200x240
120x190cm	200x200cm	210x220
120x200cm	200x220cm	210x240
135x190cm	220x200cm	230x220
135x200cm (53" Queen)	220x220cm (87"x87" Queen)	230x240 (91"x95" Queen)
150x190cm	240x200cm	250x220
150x200cm (59" Queen)	240x220cm (95"x87" Queen)	250x240 (98"x95" Queen)
160x190cm	250x200cm	260x220
160x200cm	250x220cm	260x240
180x190cm	260x200cm	270x220
180x200cm (71" King)	260x220cm (102"x87" King)	270x240 (106"x95" King)
200x200cm (79" King)	280x220cm (110"x87" King)	290x240 (114"x95" King)



# SHEETS

## TOP SHEETS CONFECTIONS

Top sheets: Broad 5 cm hem at the top and 1 cm hem at the bottom.  
Can also be specially made with top hem of 7 cm, 8 cm or 10 cm.

## BOTTOM SHEETS CONFECTIONS

Unfitted: No broad hem, just 1 cm hem.

Fitted: Same size as the bed, with elastic corners.

Important to inform us of the height of the mattress.



## RECOMMENDED SIZES

BED SIZE	SHEET WIDTH
80cm	160-170cm
90cm	160-170cm
100cm (39" Twin)	190cm (75" Twin)
105cm (41" Twin)	190cm (75" Twin)
110cm	210cm
120cm	210cm
135cm (53" Queen)	225cm (89" Queen)
150cm (59" Queen)	240-250cm (95"- 98" Queen)
160cm	250cm
180cm (71" King)	280-290cm (110" – 114" King)
200cm (79" King)	300cm (118" King)



## SATEEN (PLAIN) SHEETS

Ref.	COMPOSITION	Thread Counts (TC)	COLOR	Design
<b>Denver</b>	50% polyester 50% Cotton	250 TC	White	Plain
<b>Dover</b>	100% Cotton	300 TC	White, Ivory, Beige, Grey, Blue	Plain
<b>Dover Plus Fresh Sateen</b>	100% Cotton	300 TC	White	Plain
<b>Milton</b>	100% Cotton	400 TC	White	Plain
<b>Bristol</b>	100% Cotton	500 TC	White	Plain
<b>Oregon</b>	100% Cotton	600 TC	White	Plain
<b>Eloy</b>	100% Cotton	700 TC	White	Plain
<b>Salem</b>	100% Cotton	800 TC	White	Plain
<b>Davis</b>	100% Cotton	900 TC	White	Plain
<b>Avalon</b>	100% Cotton	1000 TC	White	Plain



DOVER WHITE



DOVER IVORY



DOVER BEIGE



DOVER GREY



DOVER BLUE

## SATEEN (STRIPED DESIGN) SHEETS

Ref.	COMPOSITION	Thread Counts (TC)	COLOR	Design
<b>Branson 200</b>	50% Cotton 50% Polyester	200 TC	White	2 mm striped
<b>Branson 280</b>	100% Cotton	280 TC	White	2 mm striped
<b>Adair 200</b>	100% Cotton	200 TC	White	4,5 mm striped
<b>Adair 300</b>	100% Cotton	300 TC	White	4,5 mm striped
<b>Boston 200</b>	100% Cotton	200 TC	White	10 mm striped
<b>Boston 250</b>	50% Cotton 50% Polyester	250 TC	White	10 mm striped
<b>Boston 300</b>	100% Cotton	300 TC	White	10 mm striped
<b>Hollywood 200</b>	100% Cotton	200 TC	White	19 mm striped
<b>Hollywood 200 SF</b>	100% Cotton	200 TC	White	19 mm striped
<b>Hollywood 200</b>	50% Cotton 50% Polyester	200 TC	White	19 mm striped
<b>Hollywood 250</b>	50% Cotton /50% Polyester	250 TC	White	19 mm striped



BRANSON WHITE



ADAIR WHITE



BOSTON WHITE



HOLLYWOOD WHITE

# DUVETS

## **REF. POLYFIBER**

Exterior fabric: 100% cotton.

Filling: 100% polyester, siliconised and carded hollow fibre.

Filling density: 125 g/m2, 250 g/m2, 400 g/m2 or Dúo version (125 g/m2 +250 g/m2 with fasteners)

Confection: Quilted horizontal channels, 28/30cm wide.

With piping around the border.

Colour: White.

## **REF. MICROFIBRA**

Exterior fabric: 100% polyester microfibre.

Filling: 100% polyester, siliconised and carded hollow fibre.

Filling density: 125 g/m2, 250 g/m2, 400 g/m2 or Dúo version (125 g/m2 +250 g/m2 with fasteners)

Confection: Quilted horizontal channels, 28/30cm wide.

With piping around the border.

Colour: White

## **REF. PLUMA - PLUMÓN**

Exterior fabric: 100% cotton downproof.

Filling: 90% down 10% small duck feathers 30/40 mm.

Filling density: 250 g/m2

Confection: Cover with interior baffling.

Double stitched finish with piping.

Colour: White.

## **RECOMMENDED SIZES**

### **BED SIZE**

80-90x190cm

80-90x200cm

100-105x190cm

100-105x200 (39"- 41" Twin)

110x190cm

110x200cm

120x190cm

120x200cm

135x190cm

135x200cm (53" Queen)

150x190cm

150X200cm (59" QUEEN)

160X190cm

160X200cm

180X190cm

180X200cm (71" KING)

200X200cm (79" KING)

### **DUVET SIZE**

150x200cm

150x220cm

180x200cm

180x220cm (71"x87" Twin)

190x200cm

190x220cm

200x200cm

200x220cm

220x200cm

220x220cm (87"x87" Queen)

240x200cm

240X220cm (95"X87" QUEEN)

250X200cm

250X220cm

260X200cm

260X220cm (102"X87" KING)

280X220cm(110"X87" KING)



## Prima Pillow Collection

Texcote Nano Down Treatment - Hypoallergenic

Finished: Double edge, Self Piping

Downproof Shell: Sateen 300tc, 100% cotton, White

<b>Pillow</b>			<b>Duvet</b>		
10-90 White Goose Down - Feather			10-90 White Goose Down - Feather		
Weight			Weight		
Size			Size		
IN	CM	OZ-GR	IN	CM	OZ-GR
25x25	63/63	34oz	60x86	152/218	28oz
20x26	51/66	28oz	86x86	218/218	40oz
20x30	51/76	32oz	102x86	259/218	50oz
20x36	51/91	36oz	96x90	243/228	50oz

<b>Pillow</b>			<b>Duvet</b>			<b>25-75 White Goose Down - Feather</b>	
25-75 White Goose Down - Feather			25-75 White Goose Down - Feather			Weight	
Tri Layer 90/10 Down Surround			Tri Layer 90/10 Down Surround			Weight	
Weight			Weight			Weight	
Size			Size			Winter	Summer
IN	CM	OZ-GR	IN	CM			
25x25	63/63	34oz	60x86	152/218		28oz	16oz
20x26	51/66	28oz	86x86	218/218		40oz	23oz
20x30	51/76	32oz	102x86	259/218		50oz	28oz
20x36	51/91	36oz	96x90	243/228		50oz	28oz

<b>Pillow</b>			<b>Duvet</b>			<b>80-20 White Goose Down - Feather</b>	
80-20 White Goose Down - Feather			80-20 White Goose Down - Feather			Weight	
Weight			Weight			Weight	
Size			Size			Winter	Summer
IN	CM	OZ-GR	IN	CM			
25x25	63/63	34oz	60x86	152/218		28oz	16oz
20x26	51/66	28oz	86x86	218/218		40oz	23oz
20x30	51/76	32oz	102x86	259/218		50oz	28oz
20x36	51/91	36oz	96x90	243/228		50oz	28oz

<b>Pillow</b>			<b>Duvet</b>			<b>90-10 White Goose Down - Feather</b>	
90-10 White Goose Down - Feather			90-10 White Goose Down - Feather			Weight	
Weight			Weight			Weight	
Size			Size			Winter	Summer
IN	CM	OZ-GR	IN	CM			
25x25	63/63	34oz	60x86	152/218		28oz	
20x26	51/66	28oz	86x86	218/218		40oz	
20x30	51/76	32oz	102x86	259/218		50oz	
20x36	51/91	36oz	96x90	243/228		50oz	

<b>Pillow</b>			<b>Duvet</b>			<b>Blown Poly or Poly Fill</b>	
Blown Poly or Poly Fill			Blown Poly or Poly Fill			Weight	
Weight			Weight			Weight	
Size			Size			Winter	Summer
IN	CM	OZ-GR	IN	CM			
25x25	63/63	34oz	60x86	152/218		28oz	
20x26	51/66	28oz	86x86	218/218		40oz	
20x30	51/76	32oz	102x86	259/218		50oz	
20x36	51/91	36oz	96x90	243/228		50oz	



## Mattress Protector

Microfiber300gsm filling

- 120x200cm
- 135X200cm
- 150x200cm
- 180X200cm
- 200X200cm



## Quilt

Microfiber material 100gsm

Color:

grey/white/blue/brown/red/beige


- 150x250cm
- 180X250cm
- 210x250cm
- 240X250cm
- 260X250cm



## Mattress Topper

20%down & 80% feather filling,  
2000g

- 120x200x7cm
- 135X200x7cm
- 150x200x7cm
- 180X200x7cm
- 200X200x7cm



## BLANKETS

### **Ref. Polar:**

Fabric: 100% polyester.

Weight: 300 g/m2.

Confection: With flat 1.5 cm backstitching.

Colour: Beige. Contact us for other colours. Fleece texture, very soft.

### **Ref. Aneto:**

Fabric: 88% acrylic 12% polyester.

Weight: 400 g/m2.

Confection: With a complete ribbon border.

Colour: Beige. Contact us for other colours. Long-fibre blanket.

<b>Bed Size</b>	<b>Blankets Size</b>
80-90x190cm	160x220cm
80-90x200cm	160x240cm
100- 105x190cm	180x220cm
100- 105x200 (39"-4T' Twin)	180x240cm (71"x95" Twin)
110x190cm	180x220cm
110x200cm	180x240cm
120x190cm	200x220cm
120x200cm	200x240cm
135x190cm	200x220cm
135x200cm (53" Queen)	200x240cm (79"x95" Queen)
150x190cm	220x220cm
150x200cm (59" Queen)	220x240cm (87"x95" Queen)
160x190cm	220x220cm
160x200cm	220x240cm
180x190cm	260x220cm
180x200cm (71" King)	260x240cm (102"x95" King)
200x200cm (79" King)	280x240cm (110"x95" King)




**Bath Towel**

## TOWELS Ref.Ritz

100% cotton extra, single loop terry.

White colour. Maximum softness, minimal shrinkage.

- Bath towel: 70x140 cm, 650 g/m<sup>2</sup>
- Hand towel: 40x70 cm, 580 g/m<sup>2</sup>
- Face towel: 30x30 cm, 480 g/m<sup>2</sup>
- Bath Mat: 40x70 cm, 580 g/m<sup>2</sup>



## TOWELS Ref.Polaris 420 G/M2

100% cotton extra, single loop terry.White colour.  
Maximum softness, minimal shrinkage. Special confection.

- Bath towel: 70x150 cm, 420 g/m2
- Hand towel: 50x100 cm, 420 g/m2
- Face towel: 30x30 cm, 480 g/m2



70 x 150 cm  
28" x 59"  
420 grs/m<sup>2</sup>



50 x 100 cm  
20" x 39"  
420 grs/m<sup>2</sup>



30 x 30 cm  
12" x 12"  
480 grs/m<sup>2</sup>

## BATH MAT Ref.Polaris 650 G/M2

100% cotton extra, double loop terry.White colour.

Maximum softness, minimal shrinkage.Special confection.



50 x 60 cm  
20" x 24" 650 g/m2  
Bath ma



## TOWELS Ref.Tokyo 500 G/M2

100% cotton extra, single loop terry.White colour.

Maximum softness, minimal shrinkage.Special confection.

- Bath towel: 70x140 cm, 500 g/m<sup>2</sup>
- Hand towel: 50x90 cm, 500 g/m<sup>2</sup>
- Face towel: 30x30 cm, 480 g/m<sup>2</sup>




70 x 140 cm  
28" x 55"  
500 grs/m<sup>2</sup>



50 x 90 cm  
20" x 35"  
500 grs/m<sup>2</sup>



30 x 30 cm  
12" x 12"  
480 grs/m<sup>2</sup>



## BATH MAT Ref. MARCO 850 G/M2

100% cotton extra, double loop terry.White colour.

Maximum softness, minimal shrinkage.Special confection.



50 x 70 cm  
20" x 28"  
850 grs/m<sup>2</sup>



## **TOWELS Ref.Milano 580 G/M2**

100% cotton extra, single loop terry.White colour.

Maximum softness, minimal shrinkage.Special confection..

- Bath towel: 100x170 cm, 580 g/m<sup>2</sup>
- Hand towel: 50x90 cm, 580 g/m<sup>2</sup>
- Face towel: 30x50 cm, 520 g/m<sup>2</sup>



100 x 170 cm  
40" x 67"  
580 grsm<sup>2</sup>



50 x 90 cm  
20" x 35"  
580 grsm<sup>2</sup>



30 x 50 cm  
12" x 20"  
520 grsm<sup>2</sup>

## **BATH MAT Ref.Milano 800 G/M2**

100% cotton extra, double loop terry.White colour.

Maximum softness, minimal shrinkage.Special confection.



50 x 70 cm  
20" x 28"  
800 grsm<sup>2</sup>



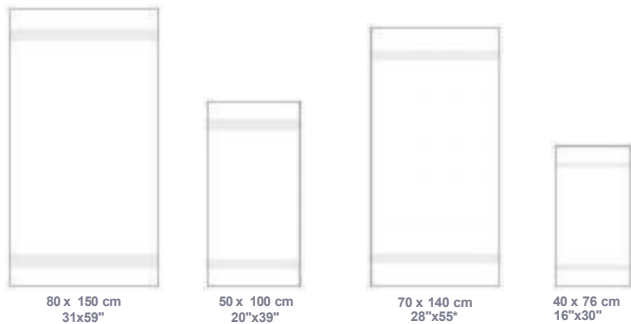
## TOWELS Ref. Apollo 600 G/M2

100% cotton extra, single loop terry. White colour.

Maximum softness, minimal shrinkage.

Special confection with distinctive dobby borders

- Bath towel: 80x150 cm, 600 g/m<sup>2</sup>
- Hand towel: 50x100 cm, 600 g/m<sup>2</sup>
- Bath towel: 70x140 cm, 600 g/m<sup>2</sup>
- Hand towel: 40x76 cm, 600 g/m<sup>2</sup>



## BATH MAT Ref. Apollo 800 G/M2

100% cotton extra, double loop terry. White colour.

Maximum softness, minimal shrinkage. Special confection.

- Bath Mat: 50x80 cm, 800 g/m<sup>2</sup>



## TOWELS Ref. MARCO 480 G/M2

100% cotton extra, double loop terry. White colour.

- Bath towel: 80x140 cm, 480 g/m<sup>2</sup>
- Hand towel: 50x100 cm, 480 g/m<sup>2</sup>
- Face towel: 30x30 cm, 520 g/m<sup>2</sup>



80 x 140 cm  
31" x 55"  
480 grsm<sup>2</sup>



50 x 100 cm  
20" x 39"  
480 grsm<sup>2</sup>



30 x 30 cm  
12" x 12"  
520 grsm<sup>2</sup>

## BATH MAT Ref. MARCO 850 G/M2

100% cotton extra, double loop terry. White colour.

Maximum softness, minimal shrinkage. Special confection.



50 x 70 cm  
20" x 28"  
850 g/m<sup>2</sup>  
**Bath mat**



## **TOWELS Ref. London 520 G/M2**

100% cotton extra, double loop terry. White colour.

Maximum softness, minimal shrinkage.

- Bath towel: 100x150 cm, 520 g/m<sup>2</sup>
- Hand towel: 50x100 cm, 520 g/m<sup>2</sup>
- Face towel: 30x30 cm, 520 g/m<sup>2</sup>



100 x 150 cm  
39" x 59"  
520 gsm<sup>2</sup>



50 x 100 cm  
20" x 39"  
520 gsm<sup>2</sup>



30 x 30 cm  
12" x 12"  
520 gsm<sup>2</sup>

## **BATH MAT Ref. MARCO 850 G/M2**


100% cotton extra, double loop terry. White colour.

Maximum softness, minimal shrinkage

- Bath Mat: 50x70 cm, 850 g/m<sup>2</sup>



# BEACH TOWEL





**Bath Robe**

## **Bathrobe Ref.Tokyo**

100% cotton extra.

Single loop terry.White colour.

Shawl Collar

Two standard pockets, with an optional top pocket.

Woman size (L) and Man size (XL)

Weight 380 g/m<sup>2</sup>

## **BATHROBE Ref.Berlin**

100% cotton extra.Single loop terry.White colour.

Shawl Collar

Two standard pockets, with an optional top pocket.

Woman size (L) and Man size (XL)

Weight 450 g/m<sup>2</sup>



## **BATHROBE Ref.Paris**

100% cotton extra.Velour terry, smooth to the touch.

White colour.Shawl Collar

Two standard pockets, with an optional top pocket.

Woman size (L) and Man size (XL) Special size (XXL)

Weight 450 g/m<sup>2</sup>

## **BATHROBE Ref.Paris PLUS**

100% cotton extra.Velour terry, smooth to the touch.

White colour.Shawl Collar

Two standard pockets, with an optional top pocket.

Woman size (L) and Man size (XL)

Weight 550 g/m<sup>2</sup>



## **Bathrobe Ref.Madrid**

50% polyester 50% sanforized cotton.  
Waffle design.White colour.  
Confection Kimono collar and three-quarter length sleeves.  
Two standard pockets.Woman size (L) and Man size (XL)  
Weight 250 g/m2



## **BATHROBE Ref.Osaka**

45% modal, 40% cotton and 15% polyester offers you a luscious embrace, enhancing your lounge-day experience.  
White colour.Shawl Collar  
Woman size (L) and Man size (XL)



## **Bathrobe Ref.Bristol**

100% cotton extra.Exterior with velour terry and vertical stripes, smooth to the touch.  
Interior double loop terry.  
White colour.Shawl Collar  
Two standard pockets, with an optional top pocket.Woman size (L) and Man size (XL)  
Weight 420 g/m2



## **Bathrobe Ref.Prima**

100% cotton extra.Crossed ligament (Diamond)  
Velour finish on the collar, cuffs and pockets.  
White colour.Shawl Collar  
Two standard pockets.Woman size (L) and Man size (XL)  
Weight 300 g/m2



## Bathrobe Ref.Marseille

100% cotton extra.  
Velour terry with waffle design.  
Black colour.  
Shawl Collar  
Two standard pockets.  
Woman size (L) and Man size (XL)  
Weight 420 g/m2



## Bathrobe Ref.Moroc

Microfiber Material  
Interior fabric: Double loop terry.  
Grey / Ivory / Champagne colour.  
Shawl collar with piping.  
Two standard pockets.  
Woman size (L) and Man size (XL)





**F & B**



**Bath Slippers**

## SLIPPERS

### Deluxe Coral Fleece slippers

- White closed toe
- 5mm EVA sole
- 30cm
- Embroidered logo



### FLIP FLOP

- Navy blue
- Pvc material
- 29cm length
- 15mm thickness
- Printing logo



### VIP slippers



Diamond style

- Cotton Velour
- 5mm EVA+Dots sole
- Deluxe piping

## SLIPPERS

### Luxury Large Slippers

- Top Fabric: Microterry 21x20cm
- Top Foam: 5mm
- Shell: fibre
- Sole fabric: Microterry 11x31cm
- Sole foam: 15mm
- Sole PVC: 1.8mm
- Bind size: 17mm
- Sole: 31cm PVC

Sumptuously Soft Fabric



Padded for Superior Comfort

### Luxury Medium Slipper

- Top Fabric: Microterry 20x17.5cm
- Top Foam: 5mm
- Shell: fibre
- Sole fabric: Microterry 10x27cm
- Sole foam: 15mm
- Sole PVC: 1.8mm
- Bind size: 17mm
- Sole: 28.5cm PVC

### Standard Slipper

- 5mm EVA bottom sole, 3mm sponge velour upper sole
- 350gram paper card
- 3mm sponge polar fleece inner shoe bridge
- 29cm Length,paper band as package
- cotton piping,Closed toe



### Bio-slippers

- Origic cotton cloth mateiral,
- Hard cardboard+cork sole
- 29cm length
- Cotton piping
- Free-plastic

100% biodegradable



### Medium Terry slippers

- White closed toe Terry slipper with EVA sole, 29cm



### Basic Terry slippers

- White open toe Terry slipper with EVA sole, 29cm



## Style of Logo



Embroidered Logo



Satin with printing Logo



Rubber Logo



Silk Screening Logo



Rubber Printing Logo



Woven Label Logo

## Material of Sole



Original EVA Sole



Willow leaf Sole



Water-wave EVA Sole



Non-woven Dots sole



Cloth Dots Sole



PVC Net Sole



Suede Sole



Cork Sole

# Material of Body



Velour/velvet



Coral Fleece



Terry/Towelling



PolyVelour



Waffle



Knitt



Grid



Herringbone Cloth

# Guest Amenities

## Hotel Accessories



# Care Products



MAKE BUSINESS MORE  
GLORY  
MAKE THINGS MORE  
SIMPLE



**STARS - LINK**

**Finest Textile Collection**

Main Office:

No.318,Wenchang middle Rd, Yangzhou,China

Factory Add: Nantong city- Huai'An city - Yangzhou city

Tel : 0086 137 7357 8187

E-mail : sales@stars-link.com

Website: www.stars-link.com